

# PRIVATE POSTAL CENTERS

Salsbury Industries offers a complete line of quality mailboxes for private postal centers. These mailboxes are available for replacement and new installations. A variety of configurations and options are available for these mailboxes and most items are in stock and ready to ship within a few days. Our private postal center mailboxes can be ordered by phone or online at [www.mailboxes.com](http://www.mailboxes.com).

**mailboxes.com**  
1-800-MAILBOX



People Committed to Quality Since 1936<sup>®</sup>

# PRIVATE POSTAL MAILBOXES


## Aluminum Mailboxes - Standard System




## ALUMINUM MAILBOXES - STANDARD SYSTEM

- Aluminum standard system mailboxes are for Private Access and come in 6 configurations.
- Ideal for private postal centers, colleges and schools, government agencies, corporate mailrooms, military bases and many other applications.
- Available with 4 different door sizes: (#1) 3-1/2" W x 5-1/2" H, (#2) 5-1/2" W x 5-1/2" H, (#3) 10-3/4" W x 5-1/2" H, (#4) 10-3/4" W x 11-1/2" H.
- Doors are made of 1/4" thick extruded aluminum and compartments are constructed of 20 gauge steel.

### CONFIGURATIONS



30 DOOR UNIT



20 DOOR UNIT



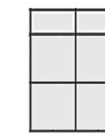
18 DOOR UNIT



16 DOOR UNIT



10 DOOR UNIT




6 DOOR UNIT

To view more configurations please visit us at: [www.mailboxes.com/private-postal-centers-mailboxes/aluminum-mailboxes-standard/](http://www.mailboxes.com/private-postal-centers-mailboxes/aluminum-mailboxes-standard/)

### OPTIONS AND LOCKS



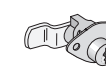
Trim



Plexiglass window



Mail slot



Standard lock



Combination lock



Thumb latch


### CUSTOM ENGRAVING



Custom Engraved Placard



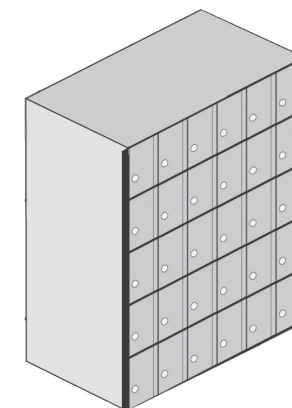
Custom Engraved Door - Regular



Custom Engraved Door - Black Filled

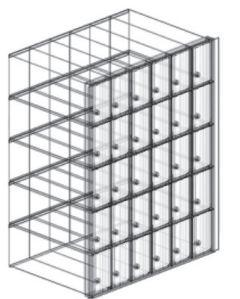
To view replacement parts and more options visit us at: [www.mailboxes.com/private-postal-centers-mailboxes/](http://www.mailboxes.com/private-postal-centers-mailboxes/)

2230 MODEL DISPLAYED



### Online Resources

- Product Information
- 3D Revit / BIM Models
- Detailed Specifications
- Technical Drawings
- Augmented Reality (AR) Models
- Installation Instructions
- AutoCAD Drawings



Visit: [www.mailboxes.com/Architectural-Resources](http://www.mailboxes.com/Architectural-Resources)

# PRIVATE POSTAL MAILBOXES

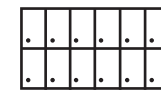
## Aluminum Mailboxes - Rack Ladder System



## ALUMINUM MAILBOXES - RACK LADDER SYSTEM

- Aluminum rack ladder system mailboxes are for Private Access and come in 5 configurations.
- Ideal for private postal centers, colleges and schools, government agencies, corporate mailrooms, military bases and many other applications.
- Available with 5 different door sizes: (#1) 3-1/2" W x 5-1/2" H, (#2) 5-1/2" W x 5-1/2" H, (#3) 10-3/4" W x 5-1/2" H, (#4) 10-3/4" W x 11-1/2" H, (#5) 22" W x 11-1/2" H.
- Doors are made of 1/4" thick extruded aluminum and compartments are constructed of 20 gauge steel.


### CONFIGURATIONS



12 DOOR UNIT



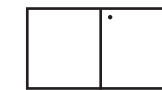
8 DOOR UNIT



4 DOOR UNIT



2 DOOR UNIT



1 DOOR UNIT

To view more configurations please visit us at: [www.mailboxes.com/private-postal-centers-mailboxes/aluminum-mailboxes-rack-ladder/](http://www.mailboxes.com/private-postal-centers-mailboxes/aluminum-mailboxes-rack-ladder/)

### RACK LADDER



Standard - 5 High

### OPTIONS AND LOCKS



Trim



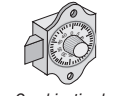
Plexiglass window



Mail slot



Standard lock




Combination lock



Thumb latch

### CUSTOM ENGRAVING



Custom Engraved Placard



Custom Engraved Door - Regular



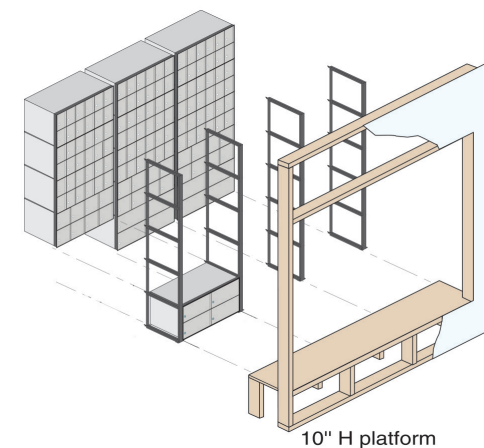
Custom Engraved Door - Black Filled

To view replacement parts and more options visit us at: [www.mailboxes.com/private-postal-centers-mailboxes/](http://www.mailboxes.com/private-postal-centers-mailboxes/)

### SAMPLE INSTALLATION

Models displayed:


- (9) 2212's
- (3) 2208's
- (3) 2204's
- (4) 2200's



10" H platform

### Online Resources

- Product Information
- 3D Revit / BIM Models
- Detailed Specifications
- Technical Drawings
- Augmented Reality (AR) Models
- Installation Instructions
- AutoCAD Drawings



PDF



AutoCAD



REVIT

Visit: [www.mailboxes.com/Architectural-Resources](http://www.mailboxes.com/Architectural-Resources)

# PRIVATE POSTAL MAILBOXES

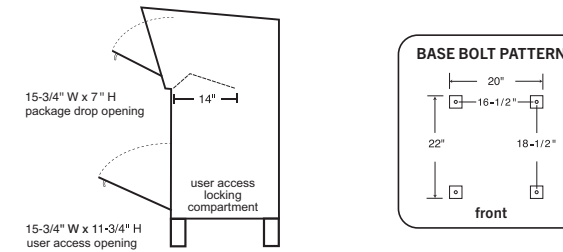
## Courier Boxes



## COURIER BOXES

- Courier boxes are for Private Access and provide a convenient means of depositing and collecting mail and packages.
- Ideal for private postal centers, colleges and schools, government agencies, military bases and many other applications.
- Made of 14 gauge steel and equipped with a 3 point locking mechanism (with 3 keys).
- Durable powder coated finish available in three (3) contemporary colors (or primer).

## DIMENSIONS



To view more about courier boxes please visit us at: [www.mailboxes.com/private-postal-centers-mailboxes/courier-boxes/](http://www.mailboxes.com/private-postal-centers-mailboxes/courier-boxes/)

## COLOR OPTIONS



## CUSTOM ENGRAVING



Custom Engraved Placards

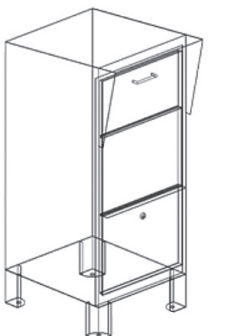
To view replacement parts and more options visit us at: [www.mailboxes.com/private-postal-centers-mailboxes/](http://www.mailboxes.com/private-postal-centers-mailboxes/)

4975 MODEL DISPLAYED



## Online Resources

- Product Information
- 3D Revit / BIM Models
- Detailed Specifications
- Technical Drawings
- Augmented Reality (AR) Models
- Installation Instructions
- AutoCAD Drawings



Visit: [www.mailboxes.com/Architectural-Resources](http://www.mailboxes.com/Architectural-Resources)

# PRIVATE POSTAL MAILBOXES


## Letter Boxes and Mail Drops



## LETTER BOXES AND MAIL DROPS

- Constructed of 1/4" thick aluminum and feature a durable powder coated finish in three (3) colors.
- Ideal for private postal centers, colleges and schools, government agencies, commercial buildings, offices and many other applications.
- Letter boxes are available as surface mounted or recessed mounted. Mail drops are recessed mounted only.
- Custom engraving available for both letter boxes and mail drops.

## DIMENSIONS



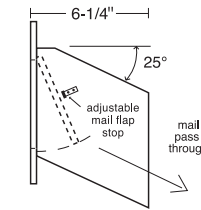
STANDARD UNIT  
15" W X 19" H



SLIM UNIT  
11" W X 19" H




MAIL DROP  
14" W X 7" H



SIDE VIEW

## COLOR OPTIONS



aluminum



bronze

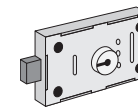


sandstone

## LETTER BOX OPTIONS



Thumb latch



Commercial lock



Custom mail slot



Plexiglass window

## CUSTOM ENGRAVING, NUMBERS / LETTERS



Custom Engraved  
Door - Regular



Custom Engraved  
Door - Black Filled



Black Vinyl

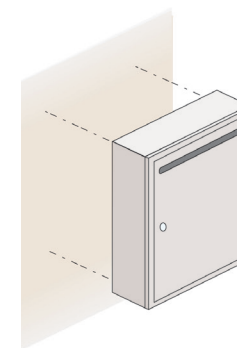


Gold Vinyl

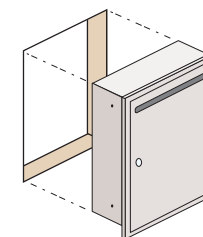
To view replacement parts and more options visit us at: [www.mailboxes.com/private-postal-centers-mailboxes/](http://www.mailboxes.com/private-postal-centers-mailboxes/)

## SAMPLE INSTALLATION OF STANDARD LETTER BOXES

Modes displayed:  
2240  
2245



SURFACE MOUNTED



RECESSED MOUNTED

## Online Resources

- Product Information
- 3D Revit / BIM Models
- Detailed Specifications
- Technical Drawings
- Augmented Reality (AR) Models
- Installation Instructions
- AutoCAD Drawings



PDF



AutoCAD



REVIT

Visit: [www.mailboxes.com/Architectural-Resources](http://www.mailboxes.com/Architectural-Resources)


# MANUFACTURING SINCE 1936

*The Industry Leader in Quality Mailboxes*



# ORDER FACTORY DIRECT

*Large Inventory and Fast Shipping*



# SALSBURY INDUSTRIES

Contact us to learn more about  
Private Postal Centers!

**Discounts Available!  
Contact Us  
for a Quote Today!**



People Committed to Quality Since 1936®

**Salsbury Industries**  
18300 Central Avenue  
Carson CA 90746-4008

phone: 1.800.624.5269

fax: 1.800.624.5299

phone: 1.323.846.6700

fax: 1.323.846.6800

email: [salsbury@mailboxes.com](mailto:salsbury@mailboxes.com)

website: [www.mailboxes.com](http://www.mailboxes.com)

